

# For Immediate Release

The Oakville, Milton and District Real Estate Board (OMDREB)



The Oakville, Milton  
and District Real Estate Board

## April 2016 Real Estate Market

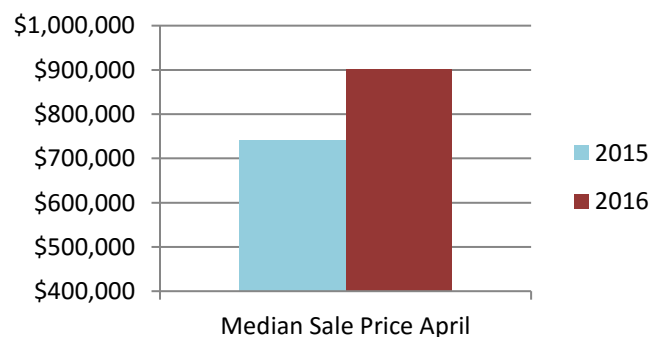
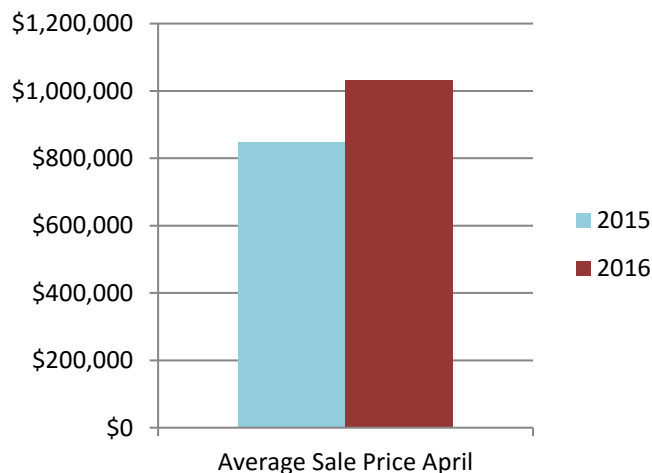
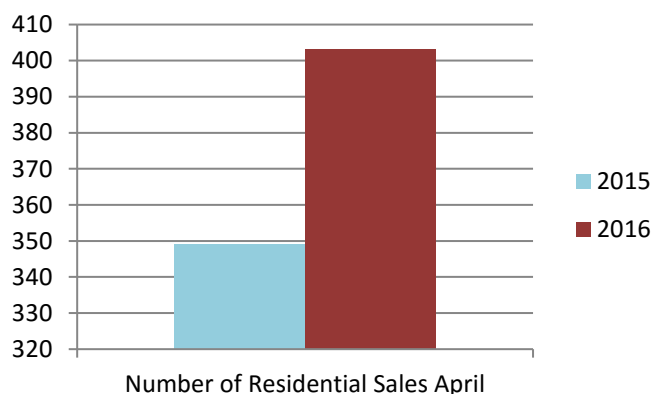
### Re-Cap: Oakville Market April 2016

Average Sale Price: \$1,032,129

Median Sale Price: \$901,250



- Detached
- Semi/Link/Townhouse
- Condo Apartment/TH
- Other Sales in Oakville



Re-Cap Oakville Market in April 2016	
Average Sale Price	Median Sale Price
\$1,032,129	\$901,250
Residential Type	Units Sold by Type
Detached	278
Semi/Link/Townhouse	56
Condo Apartment/TH	59
Other Sales in Oakville	10
Detached Sales in Oakville	
Price Range	% of Sales by Price
\$600,001 - \$800,000	13.67%
\$800,001 - \$1,000,000	28.42%
\$1,000,001 +	57.91%
Semi/Link/Townhouse Sales in Oakville	
Price Range	% of Sales by Price
\$400,001 - \$600,000	28.57%
\$600,001 - \$800,000	50.00%
\$800,001 - \$1,000,000	19.64%
\$1,000,001 +	1.79%
Condo Apartment/TH Sales in Oakville	
Price Range	% of Sales by Price
\$200,001 - \$300,000	10.17%
\$300,001 - \$400,000	18.64%
\$400,001 - \$600,000	44.07%
\$600,001 - \$800,000	20.34%
\$800,001 - \$1,000,000	5.08%
\$1,000,001 +	1.70%
Other Sales in Oakville	
Price Range	% of Sales by Price
\$20,001 - \$150,000	11.11%
\$300,001 - \$400,000	11.11%
\$400,001 - \$600,000	33.34%
\$600,001 - \$800,000	33.33%
\$1,000,001 +	11.11%

The median sale price is the midpoint of all sales.

Disclaimer: The information provided herein is deemed accurate but not guaranteed.

Source: The Oakville, Milton and District Real Estate Board